

"What EMF does to cells directly is it causes a massive stress response..."

"Every time we upgrade bandwidth we cause more cells to lose their ability work in a quantum coherent fashion."

"Present-day Electromagnetic fields destroy quantum signaling of coherence, non locality, and electron tunneling by altering time in our cells."

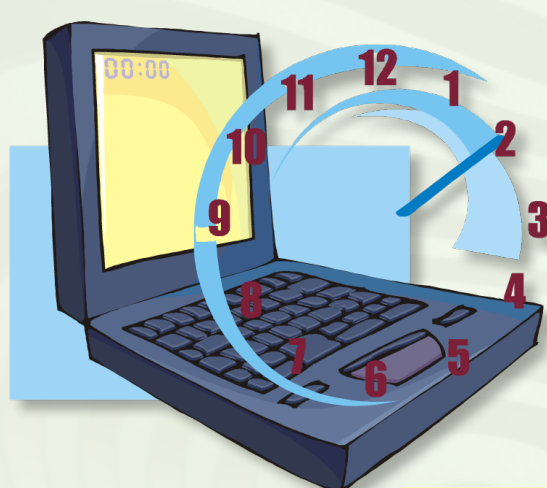
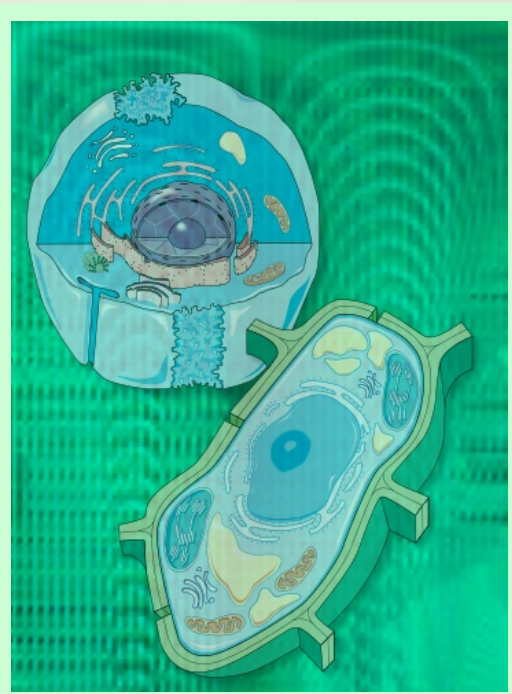
"EMF's block your molecular clock in many ways."

Jack Kruse

[LIFE RHYTHM AS A SYNCHRONY OF OSCILLATORY PATTERNS](#)

[MOLECULAR ARCHITECTURE OF THE MAMMALIAN CIRCADIAN CLOCK](#)

[EM INTERACTIONS BETWEEN FIELDS AND LIVING SYSTEMS](#)



"Nature chose to create subcellular clocks to guarantee an exquisite regulation of the Ca2+ dynamics essential for many processes."

"aberrant cellular oscillatory patterning is associated with severe disease"
D. Muehsam, C. Ventura

"arbitrarily weak fields [electro-smog], if on resonance, can alter information processing in living systems."
Elisabeth Rieper

"the smallest changes in "molecular timing" can cause massive changes in the cellular response..."

"Calcium ion timing and flux are active in all cells for proper timing of cell-to-cell communication, gap junctions, neural synapse control, and voltage-gated ion channels on every membrane of every cell in our body... modern medicine should begin to understand why neurodegeneration is a direct consequence of altered quantum timing."
Jack Kruse

"Artificial oscillating EMFs with frequencies ranging from a few Hz to ~1010 Hz reaching more and more closely to the low limit of infrared (~3x1011 Hz), produce polarized electromagnetic waves which cannot induce molecular or atomic excitation or ionization but are able to induce forced-vibrations in the charged/polar molecules of living matter."

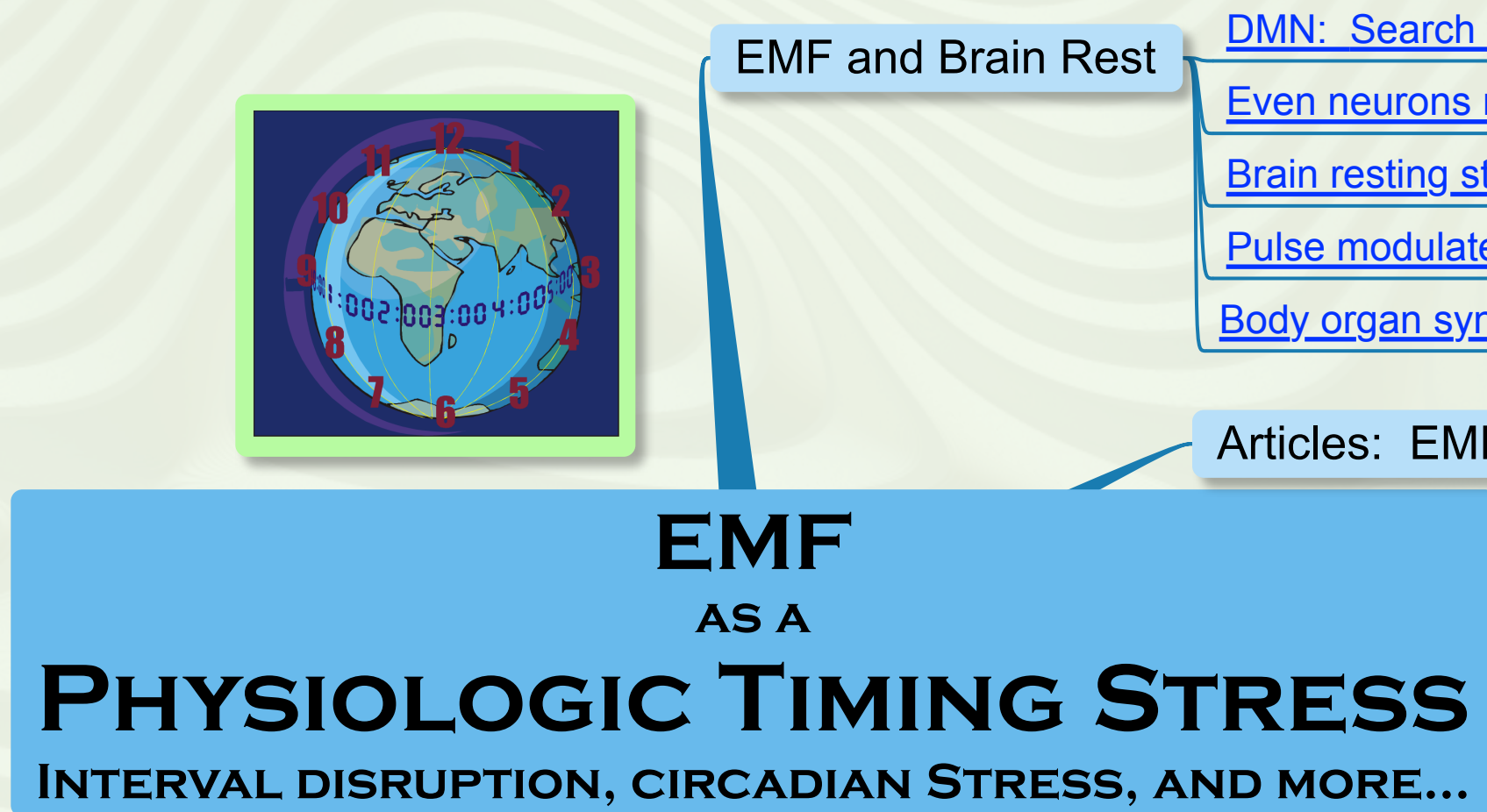
"... all living organisms on Earth have developed endogenous molecular circadian and seasonal clocks to synchronize their behavioural, biological, and metabolic rhythms to natural environmental periodicity in order to perform at their best over a daily, monthly and yearly span."

"This is a form of resonance between the periodicity of our environment seen as an "exciter" and living organisms seen as individual oscillators who perform at their maximum when the frequencies of the exciter coincide with their self-frequencies. Since all living organisms' "self-frequencies" are developed and stabilized by the periodicity of the natural environment during millions of years, if the periodicity of the environment changes artificially e.g. by exposure to light during normally dark periods of the 24-h cycle, the "exciter" changes its frequency and thus resonance is abolished."
D. Panagopoulos

The evolutionary oscillatory and nonlinear sequencing activities of our cells and their organelles may be altered by artificial EMF exposures. This is particularly true at carrier frequencies (or modulations) near biological frequencies. Aberrant physiology is likely to be a consequence, sooner or later.

In addition, the bursts, pulsations, peaks and other non-rhythmic EMF transmissions startle the cell and induce physiologic responses. These events divert function and use resources. Living systems are robbed of evolutionary vitality. This map merely introduces the complex subject.

"Oscillating polarized EMFs/EMR (in contrast to unpolarized) have the ability to induce coherent forced-oscillations on charged/polar molecules within ... biological tissue... all charged molecules will be forced to oscillate in phase with the field and on planes parallel to its polarization... living tissue becomes more susceptible to the initiation of biological effects."
D. Panagopoulos, O. Johansson, G. Carlo



EMF and Brain Rest

- [DMN: Search topics](#)
- [Even neurons need quiet time](#)
- [Brain resting state altered by EMF](#)
- [Pulse modulated EMF affects sleep](#)
- [Body organ synchrony, Earth's 10 Hz. rhythm](#)

Articles: EMF

- [Artificial light, reduced sleep](#)
- [EMF causes a stress response](#)
- [Neuro-endocrine stress syndrome, EMF](#)
- [Potential Energy and the Body Electric](#)
- [Quantum Coherence in Biologic Systems](#)

Timing Articles, Studies

- [Our brain's Rolex](#)
- [Timing the cell cycle](#)
- [Timing and calcium signaling](#)
- [Mode coupling, living systems](#)
- [Molecular components of circadian clock](#)
- [Entrainment of brain rhythmic oscillations](#)
- [Sequence memory hypothesis of neocortex](#)
- [Circadian cycle and mitochondrial oxidation](#)
- [Sleep, single neurons, global slow oscillations](#)
- [Oscillations as timing mechanisms in the brain](#)
- [Molecular basis of interval and circadian timing](#)
- [Circadian timing, cardiovascular, metabolic function](#)
- [Life Rhythm as a Synchrony of Oscillatory Patterns](#)
- [Health effects, blue-light, circadian disruption, aging](#)

EMF Timing Studies

- [EHS: chronic NS arousal](#)
- [Role of leptin in SCN effects](#)
- [ELF-MF neuronal spike timing](#)
- [Weak ME, chronodisruption](#)
- [Effects of time-varying currents](#)
- [E, M, EM fields, circadian effects](#)
- [ELF may drive circadian processes](#)
- [MF, intracellular calcium oscillations](#)
- [RF alters diurnal rhythms of heart, BP](#)
- [ELF-MF, circadian disruption, melatonin](#)
- [ELF, calcium oscillation changes, 40 min.](#)
- [Circadian antioxidant rhythms and RF](#)
- [EMF, calcium oscillations induced in cells](#)
- [Neuronal network firing rate altered by RF](#)
- [Pulsed EMF disrupts neuronal assemblies](#)
- [Nonlinear biologic oscillations, EHS, MCS](#)
- [Brain oscillation alterations with modulation](#)
- [EF, emergent network oscillations, rat brain](#)
- [Combined effects of natural, unnatural signals](#)
- [Intracellular Ca++ oscillations, altered by EMF](#)
- [Geomagnetic oscillation response disabled by EMF](#)
- [Amp. modulated MW, altered neuronal firing rates](#)

RELATED MAPS

- [Bio-Effects](#)
- [Calcium Efflux](#)
- [Nutrient Triage](#)
- [Living Systems](#)
- [Living Antennas](#)
- [Natural Oscillations](#)
- [EMF Effects on EEG](#)
- [BioActive Modulation](#)
- [Membrane Oscillations](#)
- [Neurologic Effects: ANS](#)
- [EMF and Interfacial Water](#)
- [EMF/Water/Calcium/Membranes](#)
- [Proposed Mechanisms of EMF Bio-Effects](#)

BIOFIELD PHYSIOLOGY

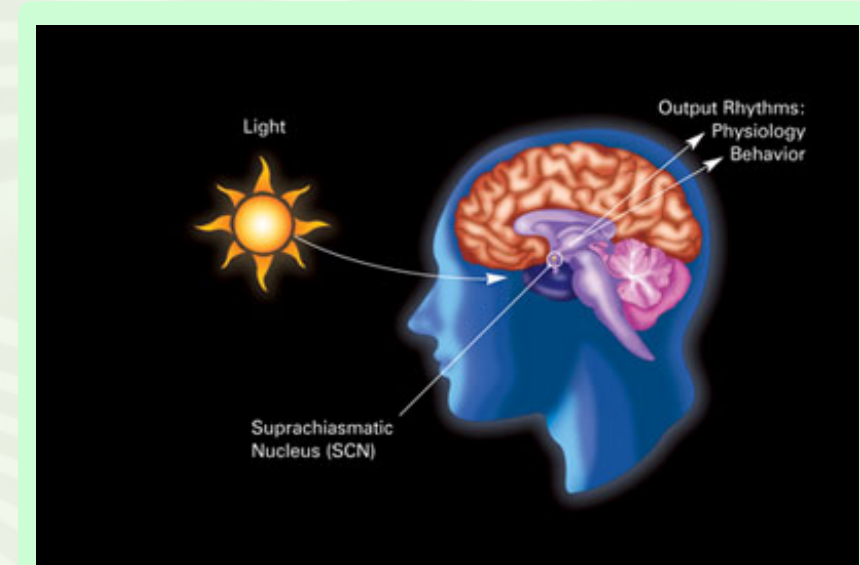
INDEX MAP: MELATONIN

TIMED MECHANISMS

- [Propagation of action potentials](#)
- [Calcium oscillations, membranes](#)
- [Intrinsic pacemaker cells](#)
- [Subthreshold oscillating neurons](#)
- [Cortical network oscillations](#)
- [Metabolic sequencing controls](#)
- [Circadian rhythms, hormones](#)

POSSIBLE TIMING ERRORS

- [Altered neuronal excitability](#)
- [Forced resonance, entrainment](#)
- [Circadian physiology altered](#)
- [Sleep architecture distorted](#)
- [Hormonal cascades altered](#)
- [ANS rhythms altered](#)
- [Brainwaves altered](#)



Home: [Oscillatorium](#)
Newest version [this map](#)
Date of this update: 12-29-17